



# CALIFORNIA BOARD OF OCCUPATIONAL THERAPY (CBOT) UPDATE

*RICHARD BOOKWALTER, MS, OTR/L, PRESIDENT*

*HEATHER MARTIN, EXECUTIVE OFFICER*


*CALIFORNIA BOARD OF OCCUPATIONAL THERAPY*

OTAC CONFERENCE 2024

# WHO IS CBOT?

- Licensing board, licenses OT Practitioners
- Regulatory board, makes regulations
- 7 members (3 OT, 1 OTA, 3 non-OTP) appointed by Governor, Assembly Speaker, and Senate
- Executive Officer and ~20 staff members
- Mission/legal mandate: ***Protect the Consumer of OT services***

WEBSITE: [WWW.BOT.CA.GOV](http://WWW.BOT.CA.GOV)




The screenshot shows the homepage of the California Board of Occupational Therapy. At the top, there is a dark blue navigation bar with the CA.GOV logo, home, social media icons, and links for Contact Us, Settings, and accessibility. Below this is a white navigation bar with the CBOT logo and text: DEPARTMENT OF CONSUMER AFFAIRS BOARD OF OCCUPATIONAL THERAPY. The main navigation menu includes Board Activity, Consumers, Applicants, Licensees, Forms & Publications, and Search. The main content area features the title "California Board of Occupational Therapy" and a large circular logo with "CALIFORNIA BOARD OF CBOT OCCUPATIONAL THERAPY". Below the logo is a paragraph: "Occupational Therapists and Occupational Therapy Assistants work with people experiencing different medical conditions or disabilities to develop, improve or restore functional daily living skills." On the right side, there is a "Quick Hits" sidebar with a list of links: Information for Military Personnel and Their Spouses/Domestic Partners, OT Practice Act, Regulations, Verify a License, and Customer Satisfaction Survey.

CA.GOV

DEPARTMENT OF CONSUMER AFFAIRS  
BOARD OF OCCUPATIONAL THERAPY

Board Activity Consumers Applicants Licensees Forms & Publications Search

## California Board of Occupational Therapy



Occupational Therapists and Occupational Therapy Assistants work with people experiencing different medical conditions or disabilities to develop, improve or restore functional daily living skills.

### Quick Hits

- ▶ Information for **Military Personnel** and Their Spouses/Domestic Partners
- ▶ OT Practice Act
- ▶ Regulations
- ▶ Verify a License
- ▶ Customer Satisfaction Survey

# BOARD COMMITTEES

- Administrative Committee
- Education and Outreach Committee
- Legislative and Regulatory Affairs Committee
- Practice Committee
- Ad Hoc Committees
  - Supervision Standards
  - Disaster Preparedness and Response
  - Criteria for Non-Licensees to Serve on Board Committees

# CBOT LICENSES ISSUED FY 2023-2024

Transaction Type	Q1		Q2		Q3		Q4		TOTALS	
	Rec'd	App'd	Rec'd	App'd	Rec'd	App'd	Rec'd	App'd	Rec'd	App'd
OT License Apps	378	354	420	402	397	338	374	350	1569	1444
OT License Issued	358	356	385	377	345	342	339	336	1427	1411
OT Limited Permit Apps	54	34	23	27	12	13	16	13	105	87
OT LP Issued	27	26	20	20	11	11	11	10	69	67
OTA License Apps	136	108	101	118	103	82	86	86	426	394
OTA License Issued	107	107	114	112	77	77	89	88	387	384
OTA Limited Permit Apps	10	9	9	6	5	4	6	5	30	24
OTA LP Issued	8	8	5	5	4	4	3	2	20	19

Transaction Type	Q1	Q2	Q3	Q4	TOTALS
OT Renewals*	2033	1764	1954	1995	7746
OTA Renewals*	498	493	492	458	1941
<b>Totals</b>	<b>2531</b>	<b>2257</b>	<b>2446</b>	<b>2453</b>	<b>*9687</b>

\*Half of OT and OTA licensees renew each year (2-year licenses). Total x 2 = approximate total number of licensees.

# CBOT LICENSING TRANSACTIONS FY 2023-2024

Transaction Type	Q1		Q2		Q3		Q4		TOTALS	
	Rec'd	App'd	Rec'd	App'd	Rec'd	App'd	Rec'd	App'd	Rec'd	App'd
A/P – Hand Therapy	13	18	20	20	19	16	6	26	58	80
A/P – PAMs	36	25	36	22	40	58	37	44	149	149
A/P - Swallowing	12	5	10	8	12	17	14	17	48	47
Duplicate Wall License	33	28	13	13	27	26	19	16	92	83
Pocket License Request	167	127	101	78	113	125	90	83	471	413
Name Changes	106	94	75	62	99	135	72	59	352	350
Address Changes	723	723	553	553	720	720	687	687	2683	2683
Verifications	267	234	204	142	243	209	225	167	939	752
Set to Retired status	40	41	27	28	34	31	38	37	139	137
Retired to Active status	2	2	7	7	4	4	1	1	14	14

Transaction Totals	Q1	Q2	Q3	Q4	TOTALS
All Renewals	2531	2257	2446	2453	9687
All Other Transactions	2299	2000	2212	2027	8538

# LICENSING QUESTIONS?

# ENFORCEMENT STATISTICS 4/1/2024-6/30/2024

## Complaints and Cases Pending, Q4 FY 2023-2024

New Complaints received	133
New Conviction/Arrest Investigations	26
<b>Total New Complaints</b>	<b>159</b>
<b>Complaints Closed</b>	<b>247</b>
Applications denied per BPC 480/485	0
<b>Total Complaints Pending</b>	<b>406</b>
Cases Pending with Attorney General (AG)	31
Cases Pending with Department of Investigations (DOI)	14



# CITATIONS AND FINES 4/1/2024-6/30/2024

Citations, Q4 FY 2023-2024	OT	OTA
Unprofessional conduct	1	0
Failure to cooperate with investigation	13	5
Unlicensed practice	25	3
PDUs inadequate (<24 per renewal)	1	0
Address change notification (>30 days)	44	18
Fines assessed (adjusted)	\$20,570	\$5,430

# CONSUMERS > DISCIPLINARY ACTION



Disciplinary Action

Revocations, Surrenders, and Other Disciplinary Orders

[Last names ending A-L](#) [Last names ending M-Z](#)

Practitioners Currently on Probation or Other Court Orders

NAME	LICENSE #	LENGTH OF PROBATION	EFFECTIVE DATE
Abrams, Cindy	OT 27009	3 years	11/03/18
Alexander, Francisco	OT 4855	3 years	08/02/18
Cascamo, Richard	OT 747	PC 22	11/15/18
Campbell, Steven	OTA 185	3 years	07/08/19
Chiswood, Kelly	OT 1098	3 years	03/08/19
Cigliano, Michelle	OT 10055	3 years	03/14/18
Clapham, Brent J	OT 18548	3 years	*01/08/18
Cones, Carlos	OTA 2875	3 years	11/17/18
David, Joshua	OT 18574	3 years	03/07/18
DeVarda, Anna	OTA 2452	3 years	04/08/19
Egler, Daniel	OT 9851	3 years	03/02/19
Genosa, Daniel	OT 8921	3 years	03/02/19
Olligan, Mayley	OT 18592	PC 22	10/01/18
Hidalgo, Julie	OTA 2891	3 years	08/01/17
Jennings, Monae	OT 18515	3 years	03/08/18
Kelley, Arjun	OT 11188	3 years	01/08/19
Luman, Georgia	OT 17328	3 years	02/12/18
Minkin, Krista J	OT 1842	3 years	01/08/18
Oliver, Patricia	OT 8858	3 years	10/02/18
Osberg, Nicholas	OT 18758	3 years	08/02/18
Powell, Diana C.	OT 8587	3 years	08/02/18
Schmidt, Rebecca	OT 8291	3 years	11/07/19
Shannon Cornea	OT 2580	3 years	03/07/19
Suggs, Monica	OTA 1101	2.5 years	03/01/19
Tobert, Kristine	OT 4410	4 years	03/08/19

\* Probation "tolled" or extended beyond original expiration date.

If you are unable to access or print the linked documents on this page, these items can be sent to you via email, fax or regular postal mail. If you are requesting it be mailed to you, please be sure to provide your full name. Otherwise please call us at 818-265-2224 and press '2' or send an email to: [DrMfg@dot.ca.gov](mailto:DrMfg@dot.ca.gov).

- Posted on website according to California law
- Probationers
  - Name
  - License number
  - Length of Probation
  - Effective Date
- Revocations, Surrenders, and Other Disciplinary Orders
  - Name
  - License number
  - Action
  - Effective Date

# ENFORCEMENT QUESTIONS?

# REGULATION: KEY QUESTIONS IN 2024

1. Should there be a limit on the number of people an OT supervises?  
(1OT:3OTAs -> 1OT:??Students?)
2. Should 24 PDUs include ethics education and DEI?
3. Are Advanced Practice requirements appropriate for current graduates of ACOTE-accredited programs?
4. What can CBOT do to support disaster management?
5. What qualifications do people need to have to serve on CBOT committees?
6. Are CBOT's fees adequate to support CBOT's mandate?

# LEGISLATION: CALIFORNIA BILLS REVIEWED IN 2024

- AB 2725 (Rubio and Muratsuchi), Teacher credentialing: occupational and physical therapists.
- AB 1991 (Bonta), Data that Boards must collect on licensees and registrants (National Provider Identifier number).
- AB 2269 (Flora), Board membership qualifications: public members.
- AB 2442 (Zbur), AB 2862 (Gipson), and SB1067 (Smallwood-Cuevas): Expedited licensure process for gender-affirming health care and gender-affirming mental health care, medically underserved areas or populations, and African American applicants.
- AB 2753 (Ortega), Rehabilitative and habilitative services: durable medical equipment, financial or treatment limitations (including annual caps or requirements limiting coverage of the devices to those for home use.)
- AB 3127 (McKinnor), Reporting of crimes: mandated reporters (when to report domestic abuse to law enforcement/criminal-justice system, when to social services/advocates).

# NATIONAL ISSUES IN LICENSING

- Board and Commission Review Efforts
  - Consolidation of common board functions
  - Combining Licensing Boards
  - Eliminating licensing Boards
- License portability across state lines
  - Universal licensure
  - Alternative Pathways to Licensure
  - Occupational Therapy Compact
- Professional Speech
  - Social media, professional conduct, and freedom of speech
  - Misinformation or disinformation: is there a standard for “false speech”?
  - Licensing or ethics and provocative statements (hate speech vs. political speech)
- Continuing Education content

# THE VALUE OF OCCUPATIONAL LICENSING

*In addition to protecting the consumer (and profession) from malpractice and bad actors, licensing has been found to:*

- Promote Opportunity
- Reduce racial wage gap among men by 43%
- Reduce gender wage gap between women and white men by 36%-40%

Sources:

P. Blair & B. Chung, *Occupational Licensing Reduces Racial and Gender Wage Gaps*, Oct. 17, 2017, University of Chicago Human Capital and Economic Opportunity Global Working Group Paper.

Judish, Julia, Esq., Professional Certification Commission. *State Legislation that Impacts Private Professional Certification and Occupational Licensing Boards*, NBCOT OT State Regulatory Leadership Forum, 9/11/2024.

# CBOT REVENUES & REIMBURSEMENTS FY 2023-2024

## Revenues FY 2023-2024

Delinquent Fees	\$	47,415
Other Regulatory Fees	\$	54,788
Other Regulatory License and Permits	\$	460,234
Other Revenue	\$	85,400
Renewal Fees	\$	2,493,735
<b>TOTAL REVENUE</b>	<b>\$</b>	<b>3,141,572</b>

## Reimbursements FY 2023-2024

Fingerprint reports	\$	32,879
Cost Recovery	\$	8,783
<b>TOTAL REIMBURSEMENTS</b>	<b>\$</b>	<b>41,662</b>



# CBOT STAFFING COSTS FY 2023-2024

## Personal Services FY 2023-2024

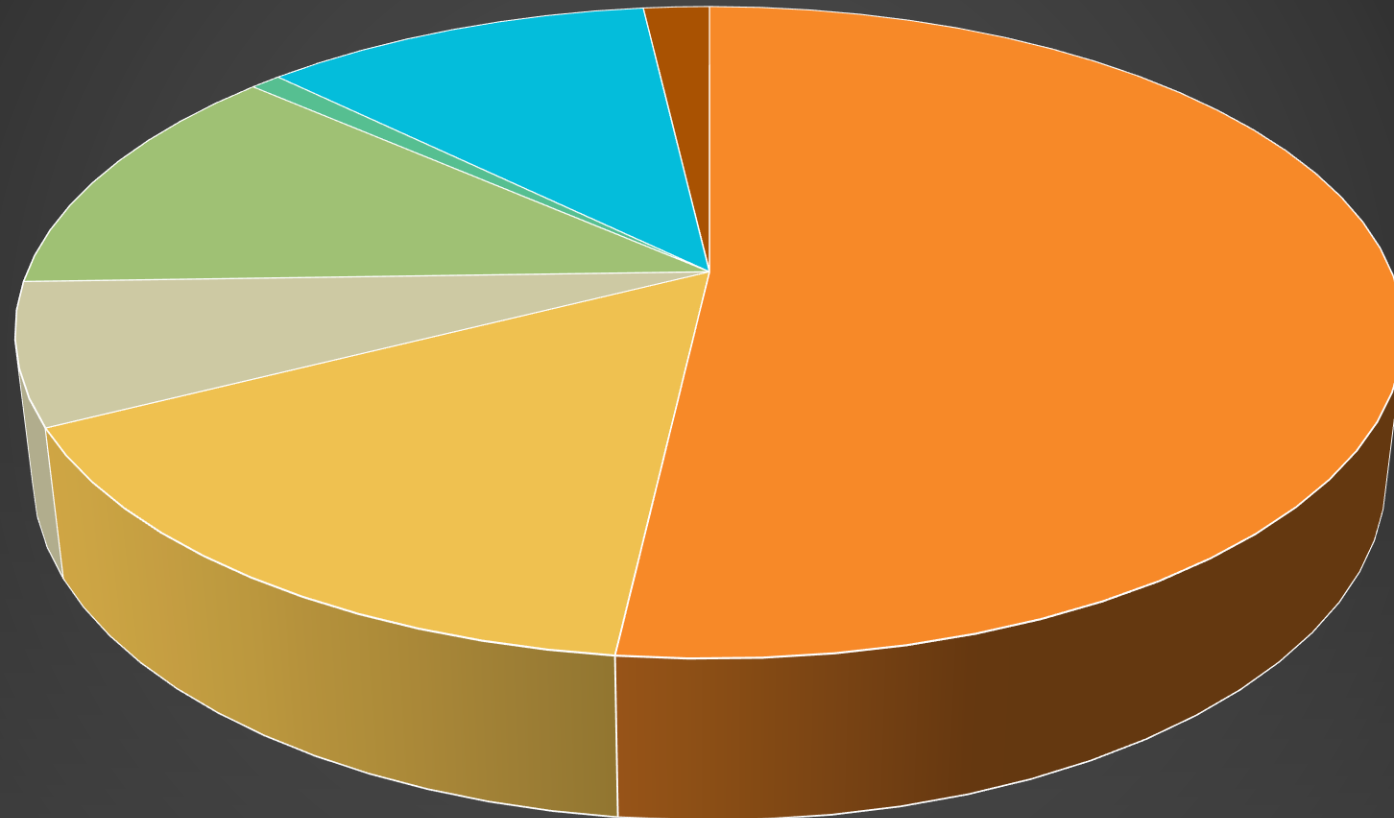
Permanent positions	\$	989,815
Temporary positions	\$	101,302
Per Diem, Overtime, and Lump Sum	\$	13,899
Staff Benefits	\$	602,666
<b>TOTAL PERSONAL SERVICES</b>	<b>\$</b>	<b>1,707,682</b>

# CBOT EXPENSES FY 2023-2024

<b>Operating Expenses FY 2023-2024</b>	<b>YTD+Encumbered</b>
General Expense	\$ 31,482
Printing	\$ 22,915
Communications	\$ 2,775
Postage	\$ 4,410
Insurance	\$ 32
In-State Travel	\$ 19,496
Training	\$ 5,850
Facilities	\$ 145,369
Professional Services (AG, OAH)	\$ 196,267
Professional services (court, witness)	\$ 59,203
Department Pro Rata (DOI, CCSD)	\$ 702,239
Departmental Services	\$ 616
Consolidated Data Centers	\$ 13,408
Information Technology	\$ 185
Equipment	\$ 3,286
Special Items of Expense	\$ 1,559
Operating Expenses & Equipment	\$ 1,209,093
<b>OVERALL TOTAL EXPENDITURES</b>	<b>\$ 2,916,774</b>

# YOUR LICENSING DOLLAR

FY 2023-2024



Personnel Services Operations Facilities IT Travel Enforcement Reimbursement

# 2022 CBOT BUDGET PROJECTION

## 3017 - Board of Occupational Therapy Fund Analysis of Fund Condition (Dollars in Thousands)

### 2022 Budget Act w\_FM2 Projections

	CY 2021-22	BY 2022-23	BY +1 2023-24	BY +2 2024-25	BY +3 2025-26
<b>BEGINNING BALANCE</b>					
Prior Year Adjustment	\$ 1,533	\$ 1,439	\$ 979	\$ 387	\$ -318
Adjusted Beginning Balance	\$ 71	-	-	-	-
	\$ 1,604	\$ 1,439	\$ 979	\$ 387	\$ -318
<b>REVENUES, TRANSFERS AND OTHER ADJUSTMENTS</b>					
Revenues					
4121200 - Delinquent fees	\$ 43	\$ 43	\$ 47	\$ 47	\$ 47
4127400 - Renewal fees	\$ 2,298	\$ 2,320	\$ 2,522	\$ 2,522	\$ 2,522
4129200 - Other regulatory fees	\$ 52	\$ 51	\$ 41	\$ 41	\$ 41
4129400 - Other regulatory licenses and permits	\$ 437	\$ 432	\$ 427	\$ 427	\$ 427
4143500 - Miscellaneous Services to the Public	\$ 28	\$ 28	\$ 30	\$ 30	\$ 30
4163000 - Income from surplus money investments	\$ 7	\$ 5	\$ 11	\$ -	\$ -
4171400 - Escheat of unclaimed checks and warrants	\$ -	\$ 2	\$ 2	\$ 2	\$ 2
4172500 - Miscellaneous revenues	\$ 1	\$ 5	\$ 5	\$ 5	\$ 5
Totals, Revenues	\$ 2,866	\$ 2,886	\$ 3,085	\$ 3,074	\$ 3,074
Operating Transfers To General Fund 0001 (AB84)	\$ -140	\$ -	\$ -	\$ -	\$ -
Totals, Transfers and Other Adjustments	\$ -140	\$ -	\$ -	\$ -	\$ -
<b>TOTALS, REVENUES, TRANSFERS AND OTHER ADJUSTMENTS</b>	\$ 2,726	\$ 2,886	\$ 3,085	\$ 3,074	\$ 3,074
<b>TOTAL RESOURCES</b>	\$ 4,330	\$ 4,325	\$ 4,064	\$ 3,461	\$ 2,756

# 2022 CBOT EXPENSE PROJECTION

	CY 2021-22	BY 2022-23	BY +1 2023-24	BY +2 2024-25	BY +3 2025-26
Expenditures:					
1111 Department of Consumer Affairs Regulatory Boards, Bureaus, Divisions (State Operations)	\$ 2,694	\$ 3,064	\$ 3,395	\$ 3,497	\$ 3,602
9892 Supplemental Pension Payments (State Operations)	\$ 42	\$ 42	\$ 42	\$ 42	\$ 42
9900 Statewide General Administrative Expenditures (Pro Rata) (State Operations)	\$ 155	\$ 240	\$ 240	\$ 240	\$ 240
<b>TOTALS, EXPENDITURES AND EXPENDITURE ADJUSTMENTS</b>	<b>\$ 2,891</b>	<b>\$ 3,346</b>	<b>\$ 3,677</b>	<b>\$ 3,779</b>	<b>\$ 3,884</b>
<b>FUND BALANCE</b>					
Reserve for economic uncertainties	\$ 1,439	\$ 979	\$ 387	\$ -318	\$ -1,127
Months in Reserve	5.2	3.2	1.2	-1.0	-3.5

**NOTES:**

Assumes workload and revenue projections are realized in BY and ongoing.

Expenditure growth projected at 3% beginning BY.

CY and BY revenue and expenditure adjustments pending Gov. Budget release January 2023.

- Boards are expected to maintain several months in reserve.
- In 2022, CBOT's reserve was projected to be in the RED in Budget Year 2024-2025
- Sometimes more revenue comes in, or we spend less, than expected

# NEW CBOT BUDGET PROJECTION

CA Board of Occupational Therapy Fund  
 Analysis of Fund Condition  
 (Dollars in Thousands)  
 2024 Budget Act With FM 03 Projections

Prepared 10.30.2024

	PY 2022-23	Actuals 2023-24	CY 2024-25	BY 2025-26	BY +1 2026-27	BY +2 2027-28	BY +3 2028-29
<b>BEGINNING BALANCE</b>	\$ 1,438	\$ 1,496	\$ 1,523	\$ 1,279	\$ 776	\$ 160	\$ -564
Prior Year Adjustment	\$ -	\$ 11	\$ -	\$ -	\$ -	\$ -	\$ -
Adjusted Beginning Balance	<b>\$ 1,438</b>	<b>\$ 1,507</b>	<b>\$ 1,523</b>	<b>\$ 1,279</b>	<b>\$ 776</b>	<b>\$ 160</b>	<b>\$ -564</b>
<b>REVENUES, TRANSFERS AND OTHER ADJUSTMENTS</b>							
Revenues							
Delinquent fees	\$ 41	\$ 48	\$ 50	\$ 43	\$ 43	\$ 43	\$ 43
Renewal fees	\$ 2,415	\$ 2,497	\$ 2,693	\$ 2,562	\$ 2,562	\$ 2,562	\$ 2,562
Other regulatory fees	\$ 59	\$ 56	\$ 60	\$ 55	\$ 55	\$ 55	\$ 55
Other regulatory licenses and permits	\$ 460	\$ 466	\$ 471	\$ 478	\$ 478	\$ 478	\$ 478
Miscellaneous Services to the Public	\$ 30	\$ 31	\$ 31	\$ 29	\$ 29	\$ 29	\$ 29
Income from surplus money investments	\$ 43	\$ 75	\$ 54	\$ 11	\$ 2.00	\$ -	\$ -
Escheat of unclaimed checks and warrants	\$ -	\$ -	\$ 1	\$ 1	\$ 1	\$ 1	\$ 1
Totals, Revenues	<b>\$ 3,048</b>	<b>\$ 3,173</b>	<b>\$ 3,360</b>	<b>\$ 3,179</b>	<b>\$ 3,170</b>	<b>\$ 3,168</b>	<b>\$ 3,168</b>
<b>TOTALS, REVENUES, TRANSFERS AND OTHER ADJUSTMENTS</b>	<b>\$ 3,048</b>	<b>\$ 3,173</b>	<b>\$ 3,360</b>	<b>\$ 3,179</b>	<b>\$ 3,170</b>	<b>\$ 3,168</b>	<b>\$ 3,168</b>
<b>TOTAL RESOURCES</b>	<b>\$ 4,486</b>	<b>\$ 4,680</b>	<b>\$ 4,883</b>	<b>\$ 4,458</b>	<b>\$ 3,946</b>	<b>\$ 3,328</b>	<b>\$ 2,604</b>

# NEW CBOT BUDGET PROJECTION

	PY 2022-23	Actuals 2023-24	CY 2024-25	BY 2025-26	BY +1 2026-27	BY +2 2027-28	BY +3 2028-29
<b>EXPENDITURES</b>							
Board Operations	\$ 2,708	\$ 2,875	\$ 3,335	\$ 3,462	\$ 3,566	\$ 3,673	\$ 3,783
Fee Study	\$ -	\$ -	\$ 35	\$ -	\$ -	\$ -	\$ -
Supplemental Pension Payments	\$ 42	\$ 42	\$ 22	\$ -	\$ -	\$ -	\$ -
Statewide Pro Rata	\$ 240	\$ 240	\$ 212	\$ 220	\$ 220	\$ 220	\$ 220
<b>TOTALS, EXPENDITURES</b>	<b>\$ 2,990</b>	<b>\$ 3,157</b>	<b>\$ 3,604</b>	<b>\$ 3,682</b>	<b>\$ 3,786</b>	<b>\$ 3,893</b>	<b>\$ 4,003</b>
<b>FUND BALANCE</b>							
Reserve for economic uncertainties	\$ 1,496	\$ 1,523	\$ 1,279	\$ 776	\$ 160	\$ -564	\$ -1,399
<i>Months in Reserve</i>	5.7	5.1	4.2	2.5	0.5	<b>-1.7</b>	<b>-4.2</b>

- Boards are expected to maintain several months in reserve.
- CBOT's reserve is **now** projected to be in the **RED** in Budget Year **2027-2028**

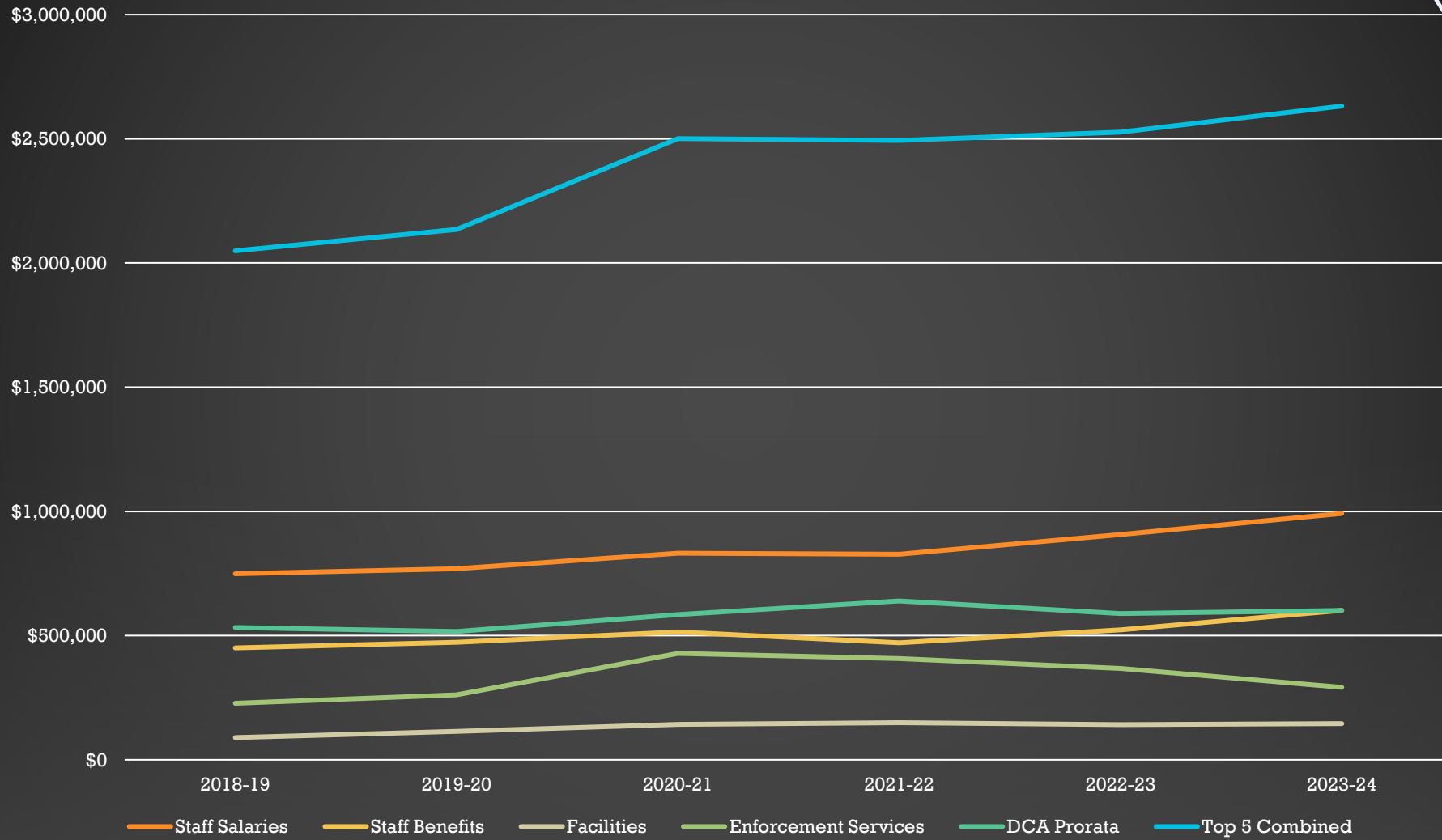
# HISTORICAL SAVINGS

	2009- 2010	2010- 2011	2011- 2012	2012- 2013	2013- 2014	2014- 2015	2015- 2016	2016- 2017	2017- 2018	2018- 2019	2019- 2020	2020- 2021
Board Budget/ Expenditure Authority	1,367	1,422	1,469	1,372	1,520	1,360	1,437	2,337	2,299	2,348	2,497	3,008
Additional Authority/ Direct Draws	0	0	0	0	6	1	2	61	85	220	227	161
<b>TOTAL Authority</b>	<b>1,367</b>	<b>1,422</b>	<b>1,469</b>	<b>1,372</b>	<b>1,526</b>	<b>1,361</b>	<b>1,439</b>	<b>2,398</b>	<b>2,384</b>	<b>2,568</b>	<b>2,724</b>	<b>3,169</b>
Actual Board Expenditures	990	1,110	1,267	1,240	1,429	1,197	1,283	1,796	2,185	2,151	2,314	2,640
<b>Underexpenditure \$ Revert to FUND</b>	<b>377</b>	<b>312</b>	<b>202</b>	<b>132</b>	<b>91</b>	<b>163</b>	<b>154</b>	<b>541</b>	<b>114</b>	<b>197</b>	<b>183</b>	<b>368</b>

- Underspending carries forward to following year
- Results from not filling staff vacancies, etc.




# TOP 5 ANNUAL CBOT EXPENSES



# HEALTHCARE BOARDS' FEES

	Application Fees	Renewal Fee	Annual/Biennial
<b>California Board of Occupational Therapy</b>			
<b>Occupational Therapist</b>	<b>\$330</b>	<b>\$270</b>	<b>B</b>
<b>Occupational Therapy Assistant</b>	<b>\$260</b>	<b>\$210</b>	<b>B</b>
<b>Other Healing Arts Boards</b>			
Acupuncture Board	\$250	\$500	B
Board of Behavioral Sciences	\$250	\$200	B
Board of Chiropractic Examiners	\$371	\$313	A
Dental Hygiene Committee	\$200	\$160	B
Dental Board of California	\$125	\$672	B
Medical Board of California	\$805	\$805	B
Naturopathic Medicine Committee	\$400	\$800	B
Board of Optometry	\$275	\$500	B
Physical Therapy Board			
Physical Therapist	\$450	\$300	B
Physical Therapy Assistant	\$300	\$300	B
Physician Assistant Committee	\$225	\$318	B

# MORE OF OTHER BOARDS' FEES



	Application Fees	Renewal Fee	Annual/Biennial
Board of Podiatric Medicine	\$100	\$900	B
Board of Pharmacy	\$215	\$527	B
Board of Psychology	\$467	\$825	B
Board of Registered Nursing (RN, clinical nurse specialist)	\$500	\$150	B
Respiratory Care Board	\$300	\$250	B
Speech-Language Pathology and Audiology and Hearing Aid Dispensers			
Speech-Language Pathologist	\$150	\$150	B
Audiologist	\$150	\$150	B
Hearing Aid Dispensers	\$280	\$280	A
Board of Vocational Nursing and Psychiatric Technicians			
LVN	\$220	\$220	B
Psych Tech	\$265	\$220	B
Veterinary Medical Board			
Veterinarian	\$350	\$500	B
Vet Tech	\$350	\$350	B



## FEE DISCUSSIONS BY CBOT

- 2021: Projected CBOT budget deficit in January 2024. Need for fee increase. Referred to ad hoc subcommittee for fee review.
- 8/19/2022: New fee schedule approved by Board. Required legislation and possible formal fee analysis (\$50,000 price tag).
- 11/3/2023: Fee Analysis legislation stalled in 2023, and CBOT financial projections improved. Board decides to reconsider new fee schedule.
- 2/8/2024: Revised fee schedule (lower and later than before) approved by Board vote.
- 10/29/2024: Fee Analysis bid received by CBOT.

# CBOT FEE HISTORY

Fee Type	Current Fee (1/1/2018)	Proposed Fees approved 8/2022	Proposed Fees approved 2/2024	Historical Statutory Maximum
OT renewal	\$ 270	\$ 350	\$ 300	\$ 300
OTA renewal	\$ 210	\$ 270	\$ 240	\$ 300
OT application	\$ 50	\$ 350	\$ 75	\$ 50
OTA application	\$ 50	\$ 270	\$ 50	\$ 50
OT delinquent renewal	\$ 135	\$ 175	\$ 150	\$ 150
OTA delinquent renewal	\$ 105	\$ 130	\$ 120	\$ 150
OT limited permit	\$ 100	\$ 250	\$ 225	\$ 150
OTA limited permit	\$ 105	\$ 150	\$ 125	\$ 150
AP approval		\$ 200	\$ 200	
Pocket license	\$ 25	\$ 50	\$ 50	
Wall certificate	\$ 25	\$ 50	\$ 50	
Fingerprint cards		\$ 50	\$ 25	\$ 150
License verification	\$ 25	\$ 75	\$ 25	
Inactive renewal	100% of active	50%	50%	
Probation monitoring		Approved	Approved	

# OPERATIONAL ISSUES

- Increases in investigation and legal fees for discipline and enforcement work
- Heather Martin retirement and Executive Officer search
- Sunset Review 2025
- Departure of longtime OT Practitioners from the board (1 OT + 1 OTA in 2024, 1 OT in 2025)
- Need for Practice Reviewers and Advanced Practice Reviewers. (Consider adding OTAs as Practice Reviewers.)

# BECOME A PRACTICE REVIEWER

## Recruiting Practice Reviewers & Advanced Practice Reviewers

### **Practice Reviewers**

The Board is currently recruiting qualified occupational therapists to review case materials, prepare written opinions, and possibly testify at administrative hearings as a Practice Reviewer. Practice Reviewers are paid \$75 per hour for case review and preparation of the expert opinion report and \$120 per hour plus expenses if called to testify at an administrative hearing. If you wish to provide this service to your community, please verify that you have:

- Ten or more years of experience with seven years of recent experience in the area of expertise for which they are reviewing cases or rendering a professional opinion.

[Watch this video to learn more!](#)

### **Advanced Practice Reviewers**

The Board is currently recruiting qualified occupational therapists review applicants for advanced practice approval and applications for advanced practice post-professional education. Advanced Practice Reviewers are paid \$75 per hour for their services. If you wish to provide this service to your community, please verify that you have:

- At least five, of the past seven years, practicing in an advanced practice area.

### **Both Practice Reviewers and Advanced Practice Reviewers must have:**

- A current and active California OT license without restrictions.
- No prior or current charges or discipline against any health care related license in California or in any other place of licensure.
- No criminal convictions, including any that were expunged or dismissed.

If you meet the requirements and are interested in providing this service to your community, complete the [Practice Reviewer application](#) or [Advanced Practice Reviewer application](#) and follow the instructions carefully. Once completed, send the application and your Curriculum Vitae (resume) to:

### **California Board of Occupational Therapy**

1610 Arden Way, Suite 121

Sacramento, CA 95815

If you have additional questions, please email the Board at: [cbot@dca.ca.gov](mailto:cbot@dca.ca.gov).

# CBOT CONTACT INFORMATION

**Website**     [www.bot.ca.gov](http://www.bot.ca.gov)

**Office #**     916/263-2294

**Fax #**        916/263-2701

**Email:**     [cbot@dca.ca.gov](mailto:cbot@dca.ca.gov) for *General correspondence/questions*

**Email:**     [EnfPrg@dca.ca.gov](mailto:EnfPrg@dca.ca.gov) for *Enforcement/discipline questions  
or complaints*

***(Due to email volume, please allow 2+ business days for response)***